

EssilorLuxottica



YOUR PARTNER
FOR A SUCCESSFUL PRACTICE

OPHTHALMIC EQUIPMENT CATALOG (USA)

AND FURNITURE

MANUAL AND DIGITAL PHOROPTERS

ACUITY AND CHART SYSTEMS

AUTO KERATO-REFRACTOMETERS

REFRACTION UNITS



OPTICAL COHERENCE TOMOGRAPHY



Essilor Instruments is a global leader in the development of state-of-the-art optometric and ophthalmic equipment. Our goal is to offer practices the equipment and services that will meet their business needs and help them build relationships with patients.



IMPROVE
the efficiency of your practice



ENHANCE
the patient experience



HIGHLIGHT
your expertise

WAVEFRONT ABERROMETERS



AUTOMATED PERIMETERS



LIGHT THERAPY



AND DIGITAL IMAGING

OPTICAL BIOMETER

VISION SCREENERS

SLIT LAMPS

LENSMETERS

1 PRETESTING & DIAGNOSTICS

High-definition imagery, and rapid and accurate evaluation, the equipment in your practice should help you deliver confident diagnoses and advice.

With high-quality optics, precision analyses and intuitive operations, from contact lens fittings to full eye examinations, we simplify the ways you can capture, store and share results with patients.

Auto Kerato-Refractometers	5
Lensmeters	6
Myopia Expert.....	7
OCT 500	7
Perimeters	8
Wavefront Aberrometer.....	9
Vision Screeners & Tests	10

<p>AKR 800 NV AUTO KERATO-REFRACTOMETER</p> 	<p>AKR 550 AUTO KERATO-REFRACTOMETER</p> 	<p>AKR 300 AUTO KERATO-REFRACTOMETER</p> 
<p>ALM 800 AUTO LENS-METER</p> 	<p>ALM 700 AUTO LENS-METER</p> 	<p>ALM 500 AUTO LENS-METER</p> 
<p>32-AXIS 221 MANUAL LENS-METER</p> 	<p>MYOPIA EXPERT 700 OPTICAL BIOMETER</p> 	<p>OCT 500 ADVANCED ROBOTIC OCT</p> 
<p>PTS 925 COMPACT PERIMETER</p> 	<p>PTS 2000 PROJECTION PERIMETER</p> 	<p>WAM 800 WAVEFRONT ABERROMETER</p> 
<p>OPTEC 5000 Series VISION SCREENERS</p> 	<p>FVA FUNCTIONAL VISION ANALYZER</p> 	<p>STEREO OPTICAL STEREOTESTS & COLOR TESTS</p> 

AUTO KERATO-REFRACTOMETER

AKR 800 NV

FAST AND RELIABLE OBJECTIVE REFRACTION AND KERATOMETRY

- Easy-to-use and fully-automatic
- Complementary measurements including automatic peripheral keratometry, white-to-white measurement, and retro-illumination imaging
- Includes advanced features such as night vision measurement and accommodation evaluation



AUTO KERATO-REFRACTOMETER

AKR 550

QUICK AND EASY-TO-USE ADVANCED REFRACTIVE MEASUREMENT

- High-accuracy measurement on even small pupils
- Guided alignment that automatically starts measurement when pupil is focused
- Pupil size measurement in scotopic and photopic light conditions
- Screen tilts and swivels for comfort when seated or standing
- Automatic data transfer to automatic phoropters



AUTO KERATO-REFRACTOMETER

AKR 300

CONVENIENT AND EASY-TO-USE OBJECTIVE REFRACTOR

- Integrated periphery keratometry measurement for contact lens fittings
- Easy measurements for the cornea, pupil, and hard contact lens diameters
- Measurement protocol customization
- Instant access and display of last 10 measurements stored in memory
- Measurement assistance function
- Unique technology: <Live Mode> to assist measurements by eyecare professionals



AUTOLENSMETER

ALM 800

UNIQUE COMBINATION OF THE LATEST TECHNOLOGIES

- UV transmission measurement
- Unique quantification and display of blue-violet light
- Interpupillary distance measurement
- Guided and automated prism marking
- Lens support adapted to all lenses and frame curves
- Ergonomic design with tilting color screen
- Data transfer to automatic phoropters and/or patient management software



AUTOLENSMETER

ALM 700

INTUITIVE AND PRACTICAL AUTOLENSMETER FOR RAPID AND ACCURATE MEASUREMENT

- Measurement technology using the green light beam
- Lens support adapted to all lens and frame curves
- Measurement of UV transmission
- Measurement of interpupillary distance
- Ergonomic design with tilting color screen
- Data transfer to automatic phoropter



AUTOLENSMETER

ALM 500

MEASUREMENT OF ALL TYPES OF LENSES AND FRAMES

- Measurement technology using the green light beam
- Lens support adapted to all lenses and frames cambers
- Ergonomic design with tilting color screen
- Built-in printer
- Data transfer to automatic phoropter



MANUAL LENSMETER

32-AXIS 221

OUTER-READING LENSMETER HAND MADE TO HIGH STANDARDS

- Superior-quality optics
- LED light source
- Prism compensation
- User-friendly design
- Large ergonomic knobs clearly marked for ease of use



OPTICAL BIOMETER

MYOPIA 700 EXPERT

FAST AND ACCURATE SOLUTION FOR MEASURING AXIAL LENGTH AND CORNEAL TOPOGRAPHY

Myopia Expert 700 is a corneal analyzer with an integrated pupillographer and optical biometer. Its main applications are as follows:

- Corneal topography for diagnostic purposes
- Measurement of the axial length of the eye
- Fluorescence imaging for contact lens fittings
- Pupil measurements
- Storage and overviews of historic ocular data properties for easy observations of changes over time



COMPACT AUTOMATIC PERIMETER

PTS 925

SMALL YET MIGHTY

- Compact perimeter that provides everything you need in a compact footprint
- Complete set of standard perimetry tests plus all of the latest visual field testing approaches
- Self-adjusting light and not impacted by ambient light
- Intuitive software and powerful networking and EMR integration
- Maintenance-free and reliable hardware
- Saving time and delivering cutting-edge precision and reliability
- Incredible value



OPTICAL COHERENCE TOMOGRAPHY (OCT)

OCT 500

A FULLY-AUTOMATIC OCT WITH TRUE-COLOR INTEGRATED FUNDUS IMAGING

OCT 500 is the most user-friendly OCT on the market due to its fully-automatic function. With one touch on the screen, eye focus, optimization, and image capture are performed automatically. After capturing, the report can be displayed immediately by clicking on a single icon.

- Easy-to-use and fully-automated operation allowing optimal patient positioning without operator action for effective and fast screening
- Integrated live fundus imaging maximizing doctors' time by locating the exact region of interest for an OCT scan
- Efficient glaucoma screening with 3D wide scan (12mm x 9mm) allowing screening of fovea and optic nerve in a single scan, reducing the number of scans
- Extended range of analysis function for the pupil and macula
- Compact and space-saving design
- Network and DICOM connectivity
- Ready for delegation



AUTOMATED PROJECTION PERIMETER

PTS 2000

LIGHT UP YOUR PRACTICE. MODERN DIAGNOSTIC EQUIPMENT FOR PRECISE AND FAST-TESTING VISUAL FIELDS

- Complete set of standard perimetry tests
- Variety of threshold algorithms and screening techniques
- Binocular Driver's Test, Flicker perimetry and Blue on Yellow
- Complete palette of analysis tools for quick and thorough assessment of visual fields
- Comparison and progression module available in standard package
- Kinetic testing for quick evaluation of peripheral field loss
- Standard test reports and global indices
- Automatic and manual kinetic perimetry
- 180° horizontal and 130° vertical testing range for peripheral screening
- Aspherical bowl for compact dimensions
- All Goldmann stimuli sizes and colors used in perimetry
- 30-2, 24-2 and 10-2 testing fields



WAVEFRONT ABERROMETER

WAM 800

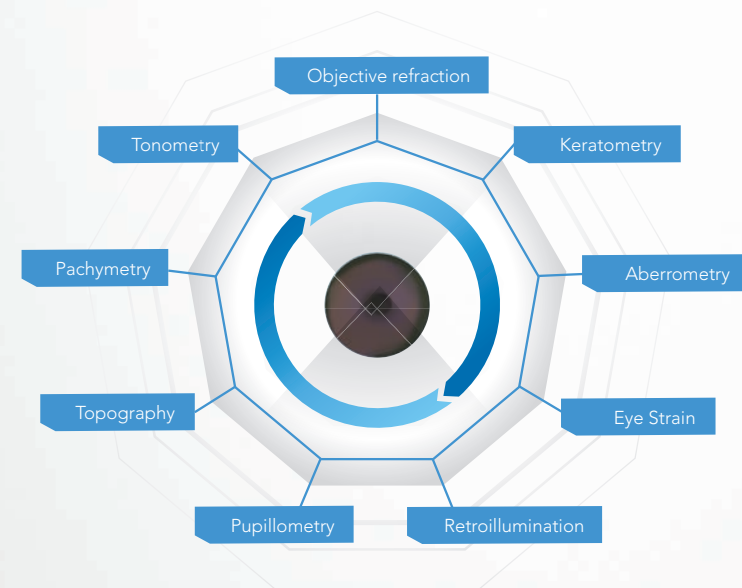
FULLY ANTERIOR CHAMBER ANALYSIS AND EYE STRAIN ASSESSMENT

WAM 800 is a very intuitive, rapid and fully-automatic wavefront aberrometer that combines several technologies to enable eye care professionals to provide a comprehensive screening of the eye in less than two minutes.

- Glaucoma screening and monitoring
- Keratoconus detection
- Cataract screening
- Myopia control
- Patient vision simulation
- Eye strain and near-vision assessment
- Virtual workstation available
- Efficiency in optical environments



8 MAJOR TYPES OF MEASUREMENT



VISION SCREENERS

OPTEC 5000 Series

QUICK, THOROUGH, AND REPEATABLE RESULTS TO HELP GENERATE TRAFFIC AND SAVE VALUABLE TIME IN THE EXAM ROOM

- Screen under a variety of conditions, including monocular, binocular, near, distance, and intermediate
- Adult and pediatric visual acuity testing, color and depth perception, as well as vertical and lateral phorias
- Most popularly included with the Ophthalmic Prescreening slide package
- Lightweight and portable
- Optec 5000P and Optec 5500P can also function as a peripheral vision test



OPTEC 5000
Manual control

OPTEC 5500
Remote control pad

OPTEC 5000P
Manual control with a peripheral test

OPTEC 5500PP
Remote control pad with a peripheral test

FUNCTIONAL VISION ANALYZER

FVA

IDEAL FOR USE IN PRE- AND POST-OP CATARACT AND REFRACTIVE SURGERY AND CLINICAL TRIALS

- Will perform all of the tests needed to evaluate functional vision and more: visual acuity, contrast sensitivity, depth perception, color vision, and potential acuity
- Includes F.A.C.T. (contrast sensitivity) tests (sine-wave gratings)
- 4 lighting conditions – Day and night, with and without glare
- Meets the FDA clinical research standards
- Meets ANSI standards with unsurpassed homogeneous illumination
- EyeView software provides the ability to demonstrate patients' functional vision with real-world images



STEREOTESTS AND COLOR TESTS

STEREO OPTICAL

GOLD STANDARD IN VISION SCREENING

STEREO DEPTH PERCEPTION TESTS

- Effective and easy-to-use method of screening stereoscopic vision for all ages
- Help to detect visual problems such as stereopsis, amblyopia, suppression and strabismus

ORIGINAL ISHIHARA COLOR TEST

- For congenital red-green color blindness
- Color plates encased in a specially-designed album book
- Each Ishihara plate is printed with a circle made of different sized dots of slightly different colors, spread in random, with the image of a numeral at the center
- Three options available:: 14-plate book, 24-plate book, 38-plate book
- Additional tests discourage memorization







2

EXAM ROOM

Whether you are performing comprehensive optometric tests or focusing on prescription checks, you can choose the appropriate function level and be sure of reliable measurements, even in the most complex cases.

Acuity & Chart Systems.....	13
Chairs/Stands/Tables/Stools	14
Phoropters	15
Slit Lamps & Imaging	17

VISION-C 600 <small>CHART SYSTEM</small> 	CS POLA 600 <small>CHART SCREEN</small> 	CS 550 <small>CHART SCREEN</small> 	CP 550 <small>CHART PROJECTOR</small> 
-------------------------------------------------------------------------------------------------------------------------------------------	------------------------------------------------------------------------------------------------------------------------------------------	-------------------------------------------------------------------------------------------------------------------------------------	----------------------------------------------------------------------------------------------------------------------------------------

REFRALINE <small>EXAM CHAIR & STAND</small> 	INSTRUMENT <small>TABLES</small> 	EXAM <small>STOOLS</small> 
--------------------------------------------------------------------------------------------------------------------------------------------------	-----------------------------------------------------------------------------------------------------------------------------------	-----------------------------------------------------------------------------------------------------------------------------

VISION-R 700 <small>REFRACTION SYSTEM</small> 	VISION-R 800 <small>REFRACTION SYSTEM</small> 	VISION-S 700 <small>REFRACTION STATION</small> 
-------------------------------------------------------------------------------------------------------------------------------------------------	-------------------------------------------------------------------------------------------------------------------------------------------------	--------------------------------------------------------------------------------------------------------------------------------------------------

APH 550 <small>AUTO PHOROPTER</small> 	MPH 150 <small>MANUAL PHOROPTER</small> 
------------------------------------------------------------------------------------------------------------------------------------------	--------------------------------------------------------------------------------------------------------------------------------------------

SL 650 / SL 650+ <small>DIGITAL SLIT LAMPS</small> 	SL 450 / SL 350 <small>SLIT LAMPS</small> 	SL 400 / SL 300 <small>SLIT LAMPS</small> 
-------------------------------------------------------------------------------------------------------------------------------------------------------	----------------------------------------------------------------------------------------------------------------------------------------------	----------------------------------------------------------------------------------------------------------------------------------------------

CHART SYSTEM

VISION-C 600

VISUAL COMFORT FOR THE PATIENT AND EASE AND FLEXIBILITY FOR THE ECP

- 24" polarized LED screen: Multiple high-resolution charts developed specifically for visual testing, meeting all ophthalmic standards
- Wide range of tests: Visual acuity, special tests, color vision, random function and more
- Sleek look and feel: Complement your equipment with a modern and stylish design
- Ergonomic control: Fully integrated with the Essilor Instruments line of phoropters for ease of use and automated refractions
- Customizable: Quick and easy to customize the chart display
- Multiple setup options: Select your refraction distance between 3 and 8m (10-26ft) with the direct and mirror mode



CHART SCREEN

CS POLA 600

WIDE CHOICE OF ETDRS OPTOTYPES WITH MULTIPLE POLARIZED TESTS

- 24" polarized LCD display
- Projection distance: 2 to 8m
- Customizable slide show
- Wireless connection



CHART SCREEN

CS 550

A SCREEN TO EASILY MEASURE VISUAL ACUITY

- 19" LCD screen with 100+ charts
- High-definition screen
- Red and green charts
- Wireless connection



CHART PROJECTOR

CP 550

A MUST FOR LED TECHNOLOGY

- 50 charts - Type A or B optotypes
- Fast and quiet disk rotation
- Long-lasting LED light illumination
- Projection distance: 2 to 7m



COMING SOON!

EXAM CHAIR AND STAND

REFRALINE

GIVE PRACTICES THE PERFECT LOOK AND FEEL

- Patient comfort and ergonomic design
- Easy – a refreshing design for a dynamic practice and easy to operate
- Compact – a space saver
- Robust – very durable materials
- Branded with the Essilor Instruments logo
- Superior value



TABLES AND STOOLS

EXAMINATION

IDEAL SOLUTIONS TO COMPLETE YOUR PRACTICE INSTALLATION

TAK2N-2020GT



- Motorized table for 1 instrument
- Table size: 20" x 20"
- Min Height: 27" | Max Height: 35.5"

TAK2N-2032RTP3



- Motorized table for 2 instruments
- Table size: 20" x 32"
- Min Height: 27" | Max Height: 35.5"

TAK2N-2042RTP4



- Motorized table for 3 instruments
- 20" x 42" Rectangular | 24" x 46" Curved
- Min Height: 27.5" | Max Height: 36"

TAK2N-2446VTP3

TAK2N-2056RTP3



- Motorized table for 4 instruments
- 20" x 56" Rectangular | 28" x 57" Curved
- Min Height: 27.5" | Max Height: 36"

TAK2N-2857DWP3

TAM 3000



- Smooth silent movement
- Wheelchair accessible
- Clean, stylish design
- Powerful lift mechanism

STGM02-000



- 14.5" diameter and 3" thick round seat
- Adjusts height from approximately 20" to 28"

STGM01-001BL



- Comfortable back support
- 14.5" diameter and 3" thick round seat
- Adjusts height from approximately 20" to 28"

REFRACTION SYSTEM

VISION-R 700

FAST AND SECURED REFRACTION

- Unique optical module permitting multiple incremental power changes to secure rapid 0.25D proven accuracy
- Simultaneous lens changes for a more direct and controlled refraction method: Digital Infinite Refraction
- Patient-specific program recommendation for guidance from start to finish
- Smart programs for easy refractions by simply recording patient answers
- Improved patient experience thanks to a wider field of vision, silent lens changes, and an easy response method
- Instant power changes for easy comparisons and patient confidence



REFRACTION SYSTEM

VISION-R 800

REINVENTING REFRACTION

- Patented optical module that controls power and provides prescriptions at 0.01D
- Continuous and simultaneous changes of sphere, cylinder and axis to improve efficiency and accuracy
- Silent and instant lens changes
- Smart tests and unique algorithms
- Smooth power changes and a wider field of vision to make the exam shorter and the refraction more comfortable
- Customizable tests and programs
- Possibility of comparing refractions in a customized and immersive real-life method
- Compare multiple data such as lensmeter and auto-refractor with one click



REFRACTION STATION

VISION-S 700

SPACE SAVER AND GAME CHANGER WITH SPEED AND ACCURACY BUILT ON EXCLUSIVE INNOVATION

- Eliminating the need for the traditional chart system, freeing up space to grow your business
- Patented algorithms combined with the optical module enabling Digital Infinite Refraction to ensure an accurate refraction in only 3 minutes
- Fully accessible to operators of varying levels.
- Patented immersive imaging creates a truly unique patient experience and relaxed accommodation
- Prescriptions can be demonstrated in action with patented life-like scenarios, helping to increase lens conversions
- 4 out of 5 people prefer being tested on Vision-S 700 compared to a traditional phoropter



AUTOMATIC PHOROPTER

APH 550

HIGH-END AUTOMATIC PHOROPTER FOR SPEED, PRECISION AND COMFORT

- Highly-intuitive, easy-to-use touch-screen control
- Customizable test sequences
- Easy data transfer from lensmeter to streamline exam
- Compare prescriptions in 2 clicks to speed final verification
- Quiet and high-speed rotation disk for optimal patient comfort



MANUAL PHOROPTER

MPH 150

AN EFFICIENT SOLUTION FOR YOUR REFRACTION ROOM

- Extensive range of lenses and filters to guarantee quality refractions in far and near vision
- Tilt mechanism allowing easy optical axes convergence for near-vision exams
- Flexible and high-quality mechanical design
- Rapid advance of lenses through a simple knob with automatic driving of the disks



DIGITAL SLIT LAMP

SL 650

SUPERIOR IMAGE QUALITY. SIMPLY CAPTURED.
OUTSTANDING PATIENT MANAGEMENT

- High-quality optics and cutting-edge LED illumination
- High-definition 5MP digital system to capture all details
- 5 magnification levels and a wide range of filters
- Integrated Anaeyes SL software and DICOM support for easy patient management
- Infrared module to allow meibography analysis
- Integrated power supply for easy installation



DIGITAL SLIT LAMP

SL 650+

GO FURTHER IN EYE ASSESSMENT WITH
A COMPLETE DRY EYE MODULE

- Complete dry eye assessment with 5 tests
- Meibography, NIBUT (noninvasive break-up time), eye redness, tear meniscus, and lipid layer thickness
- Advanced software for accurate analysis of images
- Comprehensive report to share with patient



SLIT LAMPS

SL 450 / SL 350

ESSENTIAL FEATURES TO FIT MORE EYES

SL 400 / SL 300

ENSURING PRECISION AND SHARPNESS OF DETAILS



SL 450



SL 350



SL 400



SL 300

- High-quality optical system
- Easy magnification selection by rotating drum
- Tilt tower up to 20° (SL 350 / SL 450)
- Filters: yellow, thermal safety, cobalt-blue and green (red-free)
- LED illumination source
- Easy installation with built-in power supply

3

LIGHT THERAPY & DIGITAL IMAGING

Essilor Instruments has established a long-term exclusive partnership with the Espansione Group of Italy to establish new paradigms in light-based science and become the undisputed thought leader in diagnosing and treating inflammation-related conditions in the USA and Canada.

Essilor Instruments is the official distributor for the North American market of Espansione Group's full portfolio of current solutions and future innovations.

me-check	21
epi-c plus	21
equinox.....	21
Light therapy consumables	22

The right page features a grid of six product cards, each with a QR code, a product image, and the product name and category:

- me-check®**: DIGITAL IMAGING. Image shows a microscope-like device.
- epi-c plus®**: LIGHT THERAPY. Image shows a blue handheld device with a red light source.
- equinox®**: LIGHT THERAPY. Image shows a white handheld device with a blue light source.
- OPE® IPL**: LIGHT THERAPY TECHNOLOGY. Image shows a handheld device with a long cable.
- LM® LLLT**: LIGHT THERAPY TECHNOLOGY. Image shows a pair of goggles with red and blue light sources.
- IPL & MASKS**: LIGHT THERAPY CONSUMABLES. Image shows a device and two pairs of goggles.

DIGITAL IMAGING

me-check®

ULTIMATE SOLUTION FOR EVALUATION OF THE EYE WHERE DISEASE OFTEN ORIGINATES

- Leverages complex algorithms for easy and repeatable screening
- Both eyes tested via 2D/3D meibography
- Average eye test conducted within 5 minutes
- Results set the course for effective treatment of the root causes of inflammatory conditions



TECHNOLOGY

OPE® IPL

OPTIMAL POWER ENERGY®.
SAFE. CONVENIENT. NO GEL INVOLVED.

- No gel is required, air-cooling provides convenience of use
- Pre-installed treatment settings based on the skin type
- Provides homogeneous energy application
- Can be safely used on the patient's face, including the malar and periorcular regions



LIGHT THERAPY DEVICE

epi-c plus®

POWERHOUSE WITH BOTH
OPE® IPL AND LM® LLLT

- Features both of our core technologies, Optimal Power Energy® Intense Pulsed Light (OPE IPL) and Light Modulation® Low-Level Light Therapy (LM LLLT)
- Optimal, non-invasive treatment of inflammatory conditions in the facial area, including the periorbital area
- Durable stainless steel body with an upgradable operating system
- Safe for most skin types on the Fitzpatrick scale
- Low cost per patient, fast ROI, and high satisfaction



TECHNOLOGY

LM® LLLT

LIGHT MODULATION®.
THE POWER OF LIGHT, CUBED

- It is painless
- It grants immediate relief to the patient
- It is easy and safe for the operator
- It is plug-and-play and does not require the operator to be constantly present during treatment
- Stand-alone or supplemental application to OPE IPL
- Safe for most skin types on the Fitzpatrick scale



LIGHT THERAPY DEVICE

equinox®

PHOTOBIO-MODULATION CHAMPION

- Focusing on the unique benefits of our LM LLLT technology
- Indicated for the application of localized heat on the facial area
- Complete and direct treatment
- Totally painless
- Quick and easy
- Low cost per patient, fast ROI, and high satisfaction



CONSUMABLES

LIGHT THERAPY



4 US DEALER PARTNERS



SERVICES & SUPPORT

At Essilor Instruments USA, our optometry specialists are experienced experts and stand ready to assist you with questions or issues you may have about your ophthalmic equipment. In addition, they oversee equipment installations and provide training. Together with our customer service, our optometry specialists work to ensure you are satisfied with us as your business partner.

To request technical support for our ophthalmic products, please complete the form at [Contact Us](#) on EssilorInstrumentsUSA.com, call our special Optometry line, 833.973.0703, option 4, or email optosupport@essilorinstrumentsusa.com.

Essilor Instruments USA also welcomes seven dealer-partners as part of our ophthalmic equipment family:

- Bayou Ophthalmic Instruments
- Cal Coast Ophthalmic
- Metro Ophthalmic
- Ophthalmic Instrument Company
- Premier Ophthalmic Services
- Spectrum Ophthalmics
- Walman Instruments

They provide ophthalmic equipment sales, installations, services and repairs, and technical support throughout the United States.



Auto kerato-refractometers	5
Lensmeters	6
Myopia Expert 700.....	7
OCT 500	7
Perimeters	8
Wavefront aberrometer.....	9
Vision Screeners & Tests	10



Me-check.....	21
Epi-c plus.....	21
Equinox	21
Light therapy consumables	22



Acuity & Chart Systems	13
Chair / Stands / Tables / Stools	14
Phoropters	15
Slit Lamps & Imaging	17



Customer service and support	25
------------------------------------	----



ESSILOR INSTRUMENTS USA

8600 W. Catalpa Avenue, Suite 703, Chicago, IL 60656
(855) 393-4647 | info@essilorinstrumentsusa.com
EssilorInstrumentsUSA.com

